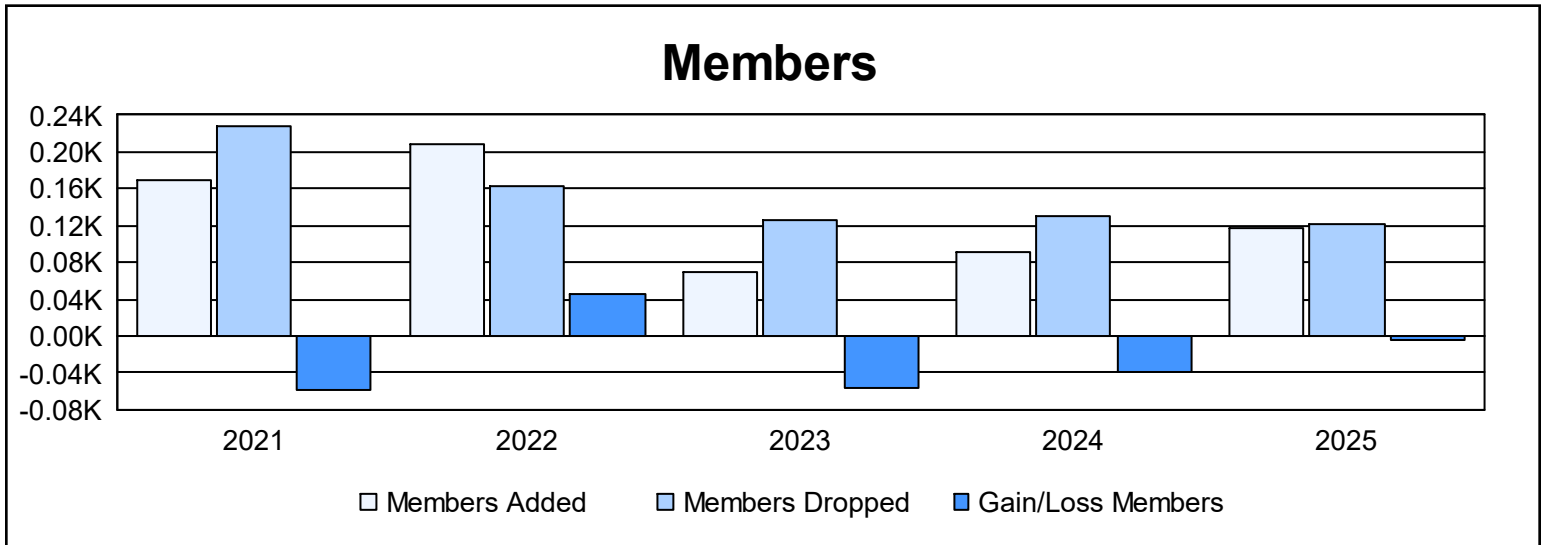
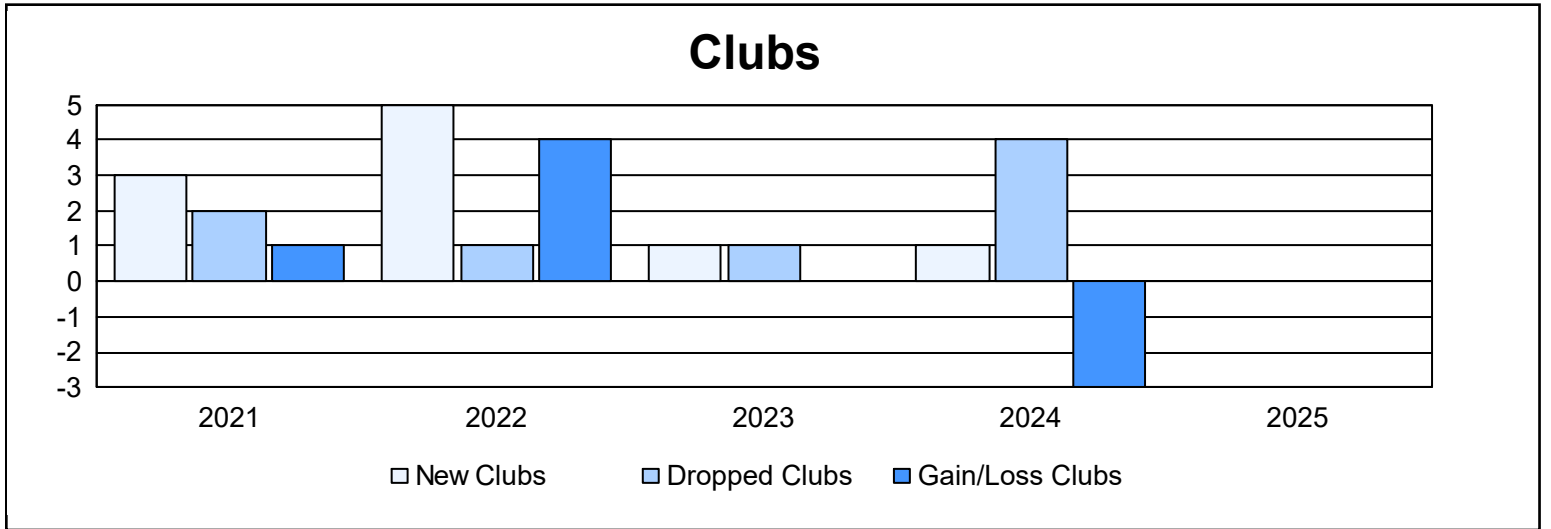
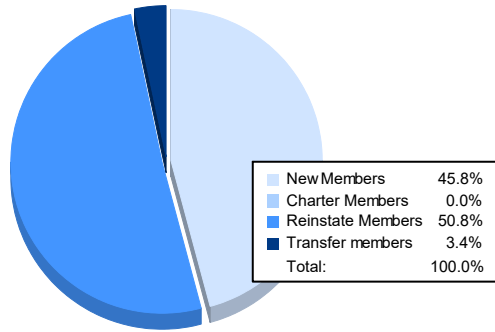


Year	New Clubs	Dropped Clubs	Gain/ Loss Clubs	New Members	Charter Members	Reinstate Members	Transfer Members	Total Member Added	Total Members Dropped	Gain/ Loss Members
2020-2021	3	2	1	44	87	34	5	170	228	-58
2021-2022	5	1	4	45	128	32	4	209	163	46
2022-2023	1	1	0	33	33	2	1	69	126	-57
2023-2024	1	4	-3	44	35	11	1	91	131	-40
2024-2025				54	0	60	4	118	122	-4
<b>Average</b>	<b>3</b>	<b>2</b>	<b>1</b>	<b>44</b>	<b>57</b>	<b>28</b>	<b>3</b>	<b>131</b>	<b>154</b>	<b>-23</b>



### Membership Composition June 2025 Cumulative



### Gender Composition June 2025 Cumulative

